



TureppoN is a *turep* (giant lily bulb) girl. She's the mascot character for Upopoy.

Turep is an Ainu word that refers to the below-ground bulb of the giant lily, where nutrients are stored.

The highly prized *turep* is used as preserved food and medicine.

In her right hand, TureppoN is holding a *turep-akam*, a preserved-food dumpling made from *turep*.

Ornament your home with a palm-sized TureppoN!



Implements and Materials You'll Need

- Sturdy paper
- Scissors or utility knife • Ruler • Pencil • Tweezers
- Glue (Using stick glue for broad surfaces and wood glue for small and intricate pieces is recommended.)
- Pointed object, such as a ballpoint pen that has run out of ink
- Toothpicks (These are useful for applying glue thinly and to small and intricate pieces.)

What the Symbols Mean

- | | | | |
|-----|--------------------|--|-------------------|
| (1) | Part number | ——— | Cut line |
| → | Apply glue | ----- | Outward fold line |
| → | Insert | ----- | Inward fold line |
| ↪ | Curl | | |
| ● | Tab (green circle) | : Attach to a location on the same part | |
| ● | Tab (blue circle) | : Attach to the back of a different part | |

How to Make

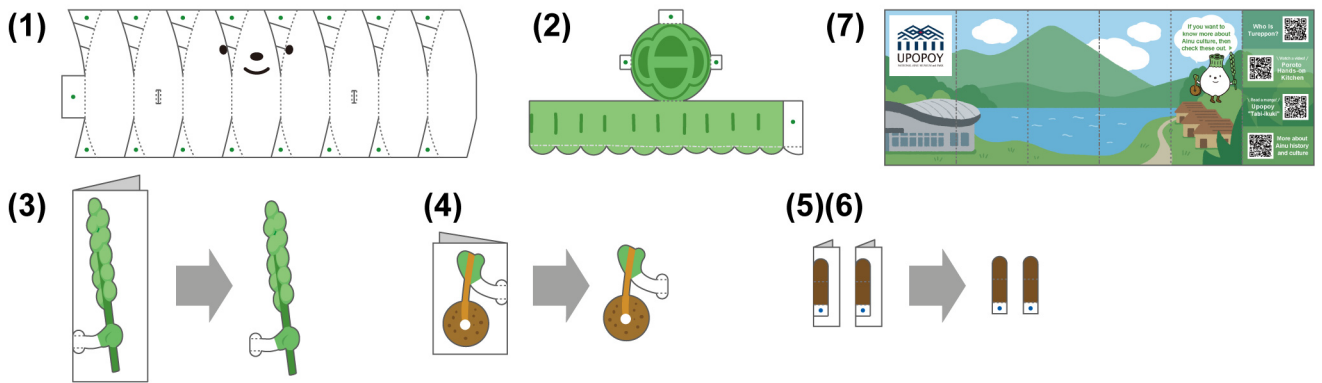
1. Use the pointed object to make creases along the fold lines.
2. Before cutting out the pieces, use the pencil to write their part numbers on the back of each.
3. Carefully cut out the pieces along their cut lines.
4. Following the instructions for outward and inward folds, fold the parts along the dotted lines.
5. Assemble by attaching the pieces as shown in the diagram.

Important Notes – For Parents and Guardians

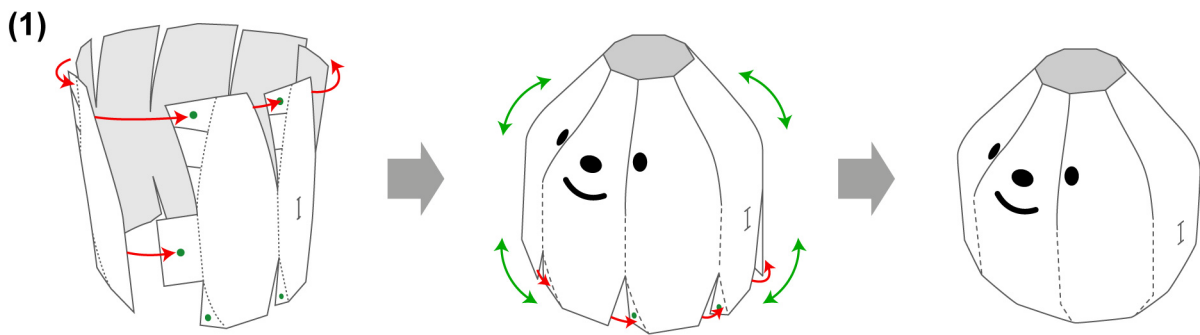
Preschool children must be supervised by an adult and be kept in sight while assembling the item. Papercraft uses a variety of implements. To prevent unforeseen accidents, please give careful attention to the following points while enjoying crafting.

- Be very careful to avoid injury when children use scissors, utility knives, and other objects with blades.
- Be careful to ensure that small children do not put glue or adhesive in their mouths or swallow small pieces.
- This craft uses paper, which may become unusable if it gets wet. Be careful not to handle pieces with wet hands.
- Display near open flame or other heat sources can cause fire or discoloration.
- Some finished papercraft items have pointed areas. Be careful to ensure that children do not strike others with these items.

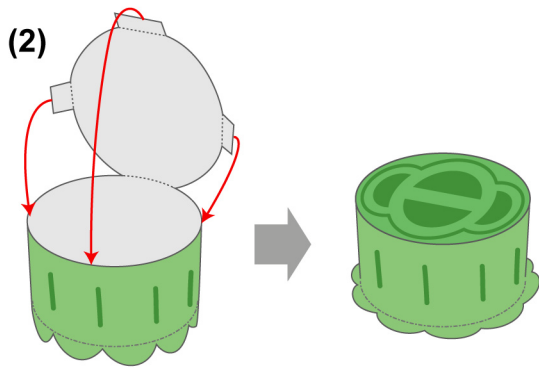
1



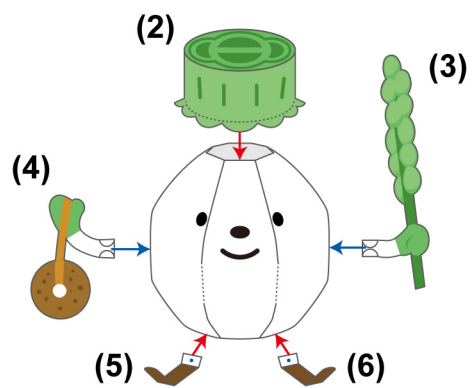
2



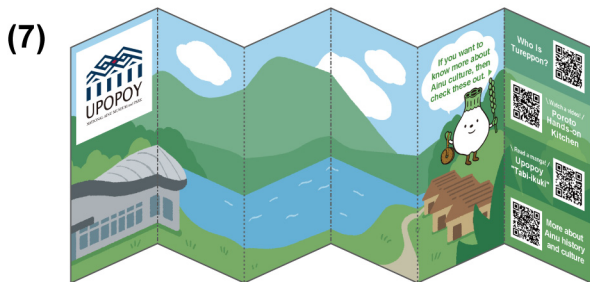
3



5



4



(7)

